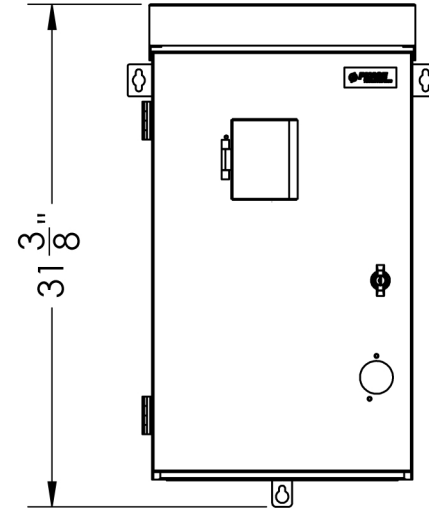
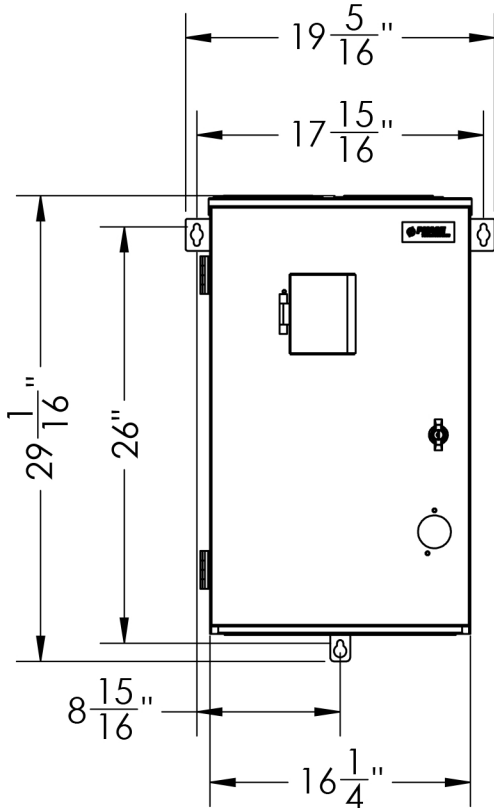


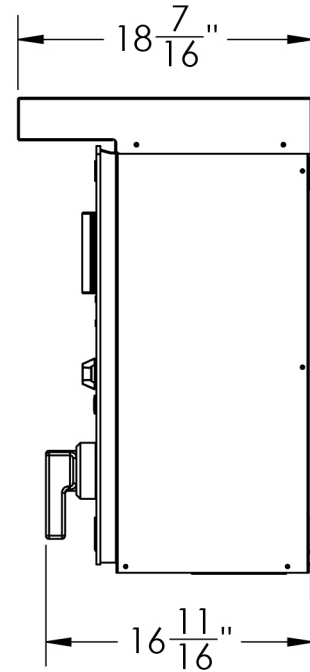
TOP



FRONT - 3R AND BREAKER



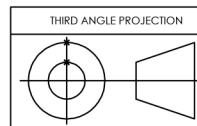
FRONT



SIDE - 3R AND BREAKER

MODELS

1LHE005	3LHE005	DXE005	SDE005
1LHE205	3LHE007	DXE007	SDE007
1LHE207	3LHE205	DXE405	SDE010
1LHE210	3LHE207	DXE407	SDE015
1LHE215	3LHE405	DXE410	SDE405
1LHE405	3LHE407	DXE415	SDE407
1LHE407	3LHE410		
1LHE410			



UNLESS OTHERWISE SPECIFIED:
 NO DIM, ±0.060" TO MODEL
 0.XX: ±0.02" 0.XXX: ±0.010"
 ANGLES: ±1°
 HOLE Ø: ±0.020" TO MODEL
 HOLE ⌀: ±0.010" TO MODEL

Drawing Title: Enterprise Small	
Part Number: See Model Table	Revision: 2
Material: N/A	
Finish:	
Drawn by: CAW	Checked/Approved by: TJM
Scale: 1:12	Sheet: 1 of 1
Date: 6/24/2020	Units: IN



This drawing and any information contained within are the confidential and copyright property of Phase Technologies, LLC © and MUST NOT BE DISCLOSED, COPIED, LOANED in whole or part or used for any purpose without the written permission of Phase Technologies, LLC.